

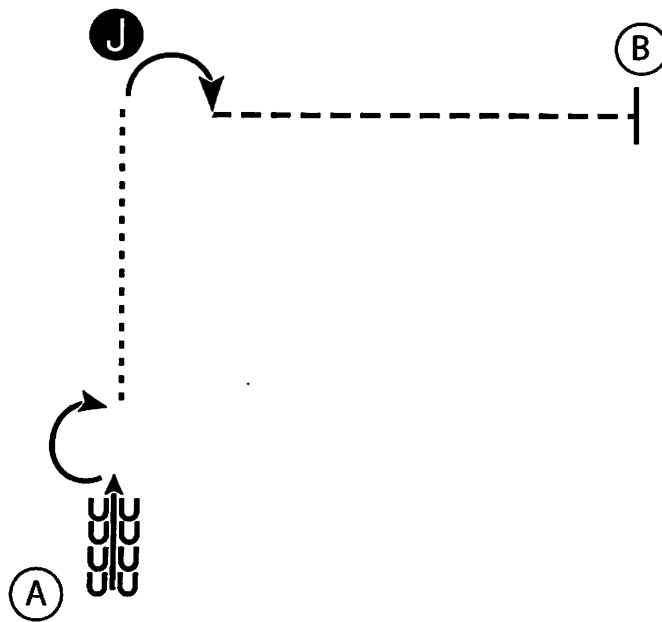
# WTQHA Spring Fling Circuit

Showmanship (Small Fry, L1 Youth, L1 Amateur)

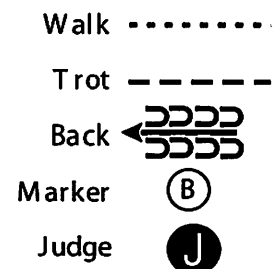
Show Date: 04-07-2022

W W W . H O R S E S H O W P A T T E R N S . C O M

W W W . H O R S E S H O W P A T T E R N S . C O M



1. Back 4 steps at A
2. Perform a 180 degree turn
3. Walk to the judge and set up for inspection
4. When dismissed perform a 90 degree turn and trot to B
5. Stop at B



[S/1-2]

Pattern Provided by:  
*Show Management*

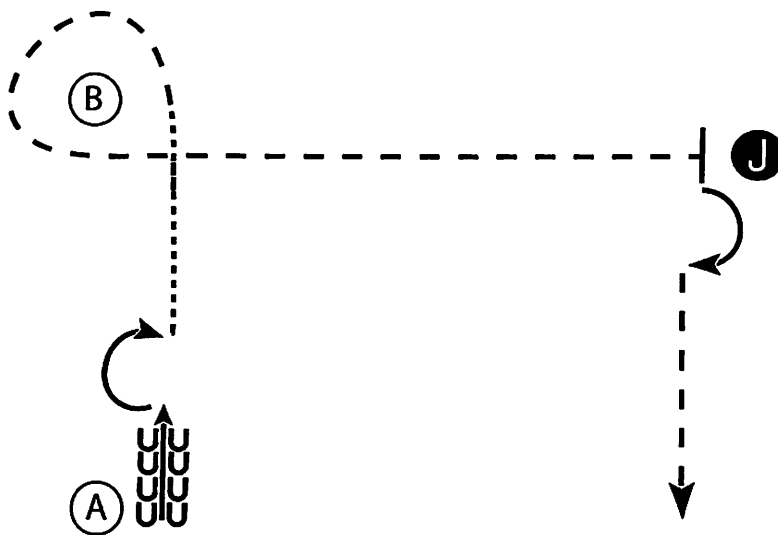
# WTQHA Spring Fling Circuit

Showmanship (Youth, Amateur Select, Amateur)

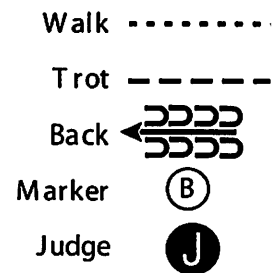
Show Date: 04-07-2022

W W W . H O R S E S H O W P A T T E R N S . C O M

W W W . H O R S E S H O W P A T T E R N S . C O M



1. At A back 4 steps
2. Perform a 180 degree turn
3. Walk to B
4. At B trot around B and to the judge, set up for inspection
5. When dismissed perform a 90 degree turn and trot straight away from the judge



[S/2-1]

Pattern Provided by:  
*Show Management*

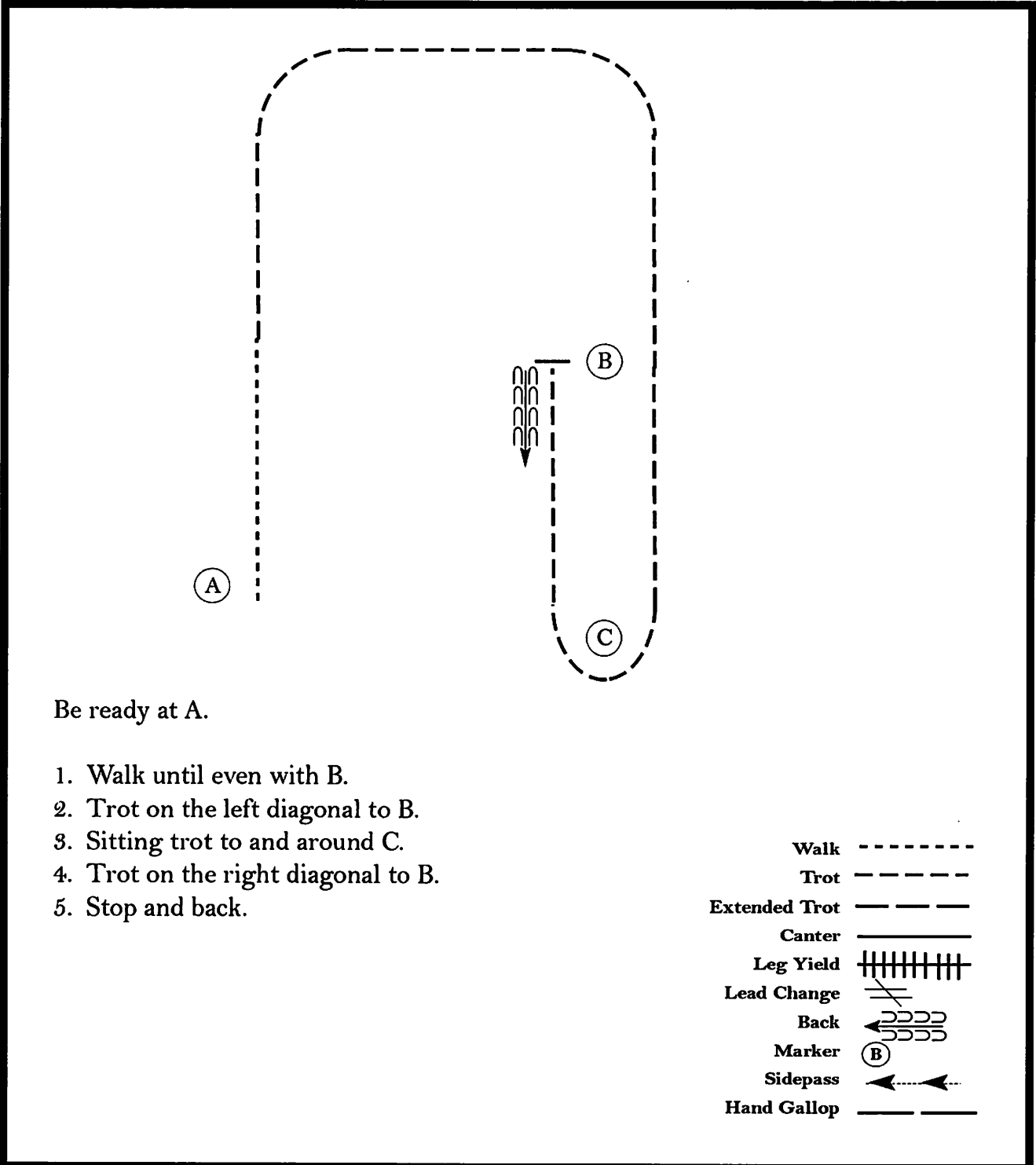
# WTQHA Spring Fling Circuit

## Hunt Seat Equitation (All Walk Trot & Small Fry)

Show Date: 04-08-2022

W W W . H O R S E S H O W P A T T E R N S . C O M

W W W . H O R S E S H O W P A T T E R N S . C O M



Be ready at A.

1. Walk until even with B.
2. Trot on the left diagonal to B.
3. Sitting trot to and around C.
4. Trot on the right diagonal to B.
5. Stop and back.

Walk	-----
Trot	- - - - -
Extended Trot	=====
Canter	
Leg Yield	
Lead Change	/
Back	← C C C C C
Marker	(B)
Sidepass	← - - - - →
Hand Gallop	=====

[HSE/WT-77]

Pattern Provided by:  
*Show Management*

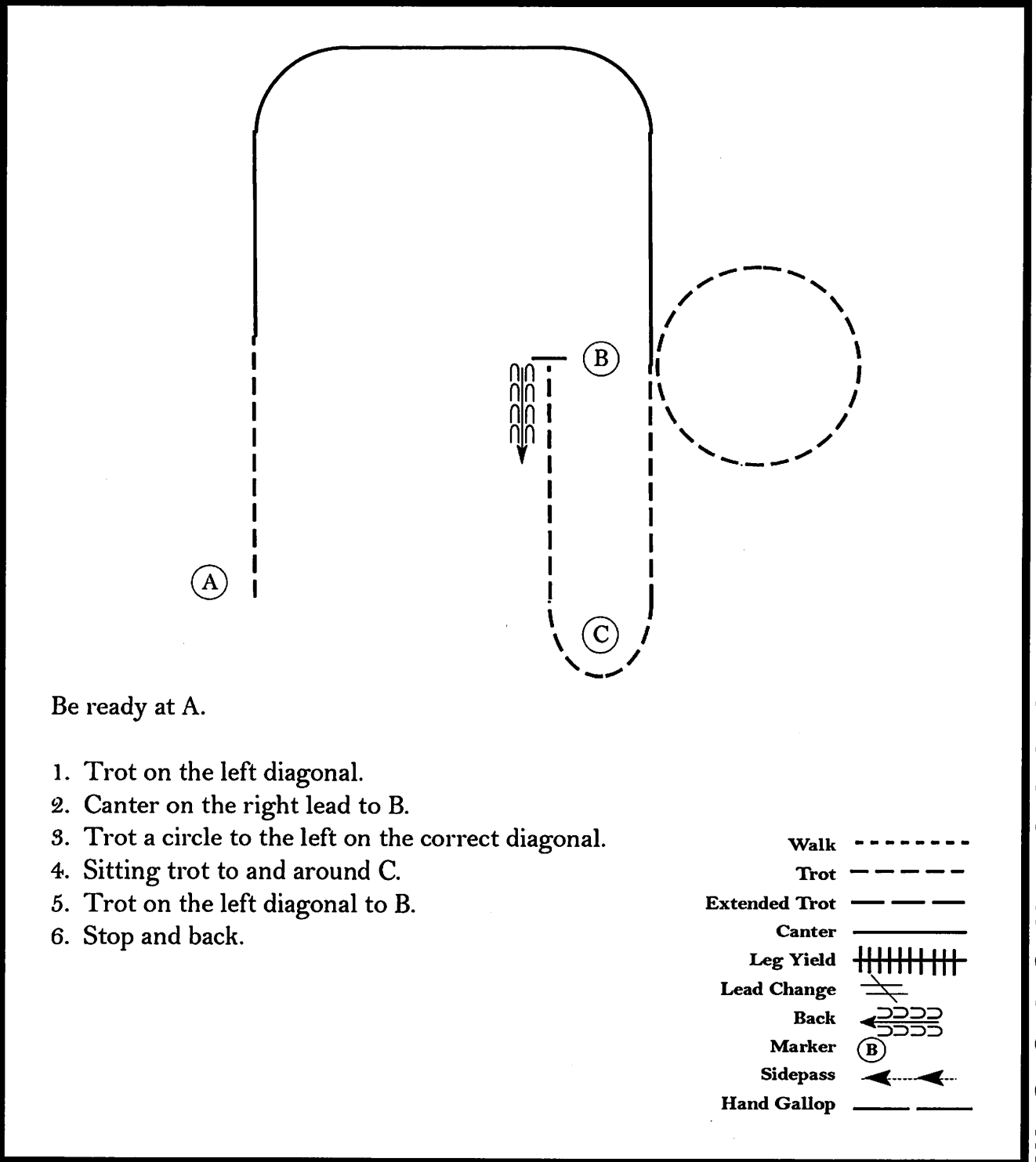
# WTQHA Spring Fling Circuit

## Hunt Seat Equitation (L1 Youth & L1 Amateur)

Show Date: 04-08-2022

W W W . H O R S E S H O W P A T T E R N S . C O M

W W W . H O R S E S H O W P A T T E R N S . C O M



Be ready at A.

1. Trot on the left diagonal.
2. Canter on the right lead to B.
3. Trot a circle to the left on the correct diagonal.
4. Sitting trot to and around C.
5. Trot on the left diagonal to B.
6. Stop and back.

Walk	.....
Trot	-----
Extended Trot	-----
Canter	—————
Leg Yield	
Lead Change	///
Back	←←←←←
Marker	ⓑ
Sidepass	←←←←←
Hand Gallop	—————

[HSE/1-77]

Pattern Provided by:  
*Show Management*

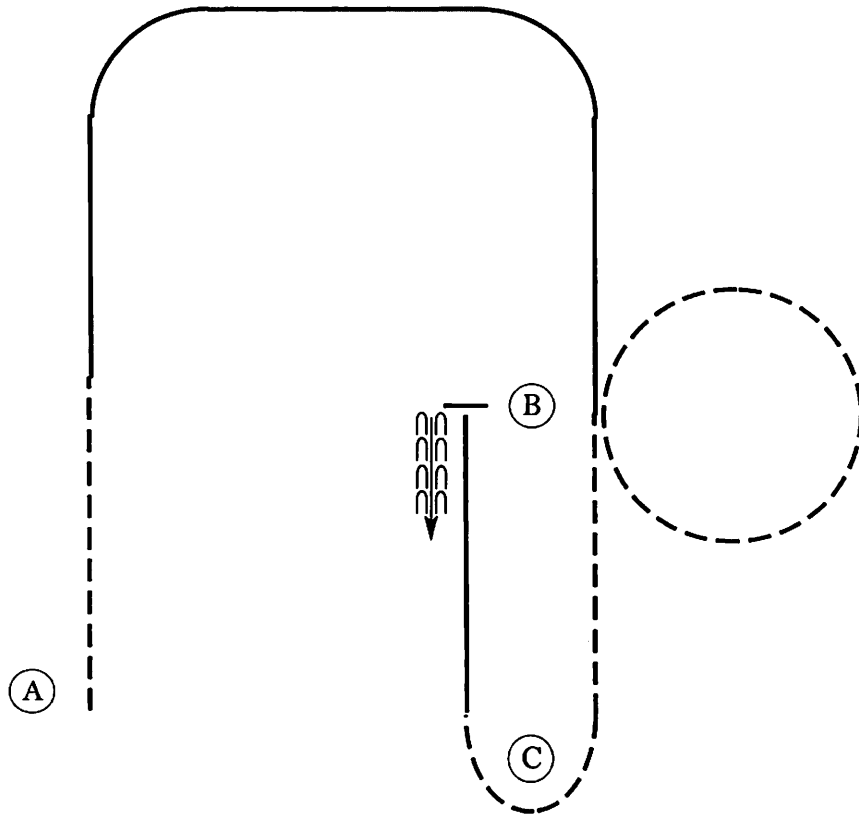
# WTQHA Spring Fling Circuit

Hunt Seat Equitation (Youth, Amateur Select, Amateur)

Show Date: 04-08-2022

www.HorseShowPatterns.com

www.HorseShowPatterns.com



Be ready at A.

1. Trot on the left diagonal.
2. Canter on the right lead to B.
3. Trot a circle to the left on the correct diagonal.
4. Sitting trot to and around C.
5. Canter left lead to B.
6. Stop and back.

Walk	.....
Trot	-----
Extended Trot	-----
Canter	—————
Leg Yield	
Lead Change	///
Back	←←←←←
Marker	ⓑ
Sidepass	←-----←
Hand Gallop	—————

[HSE/2-77]

Pattern Provided by:  
*Show Management*

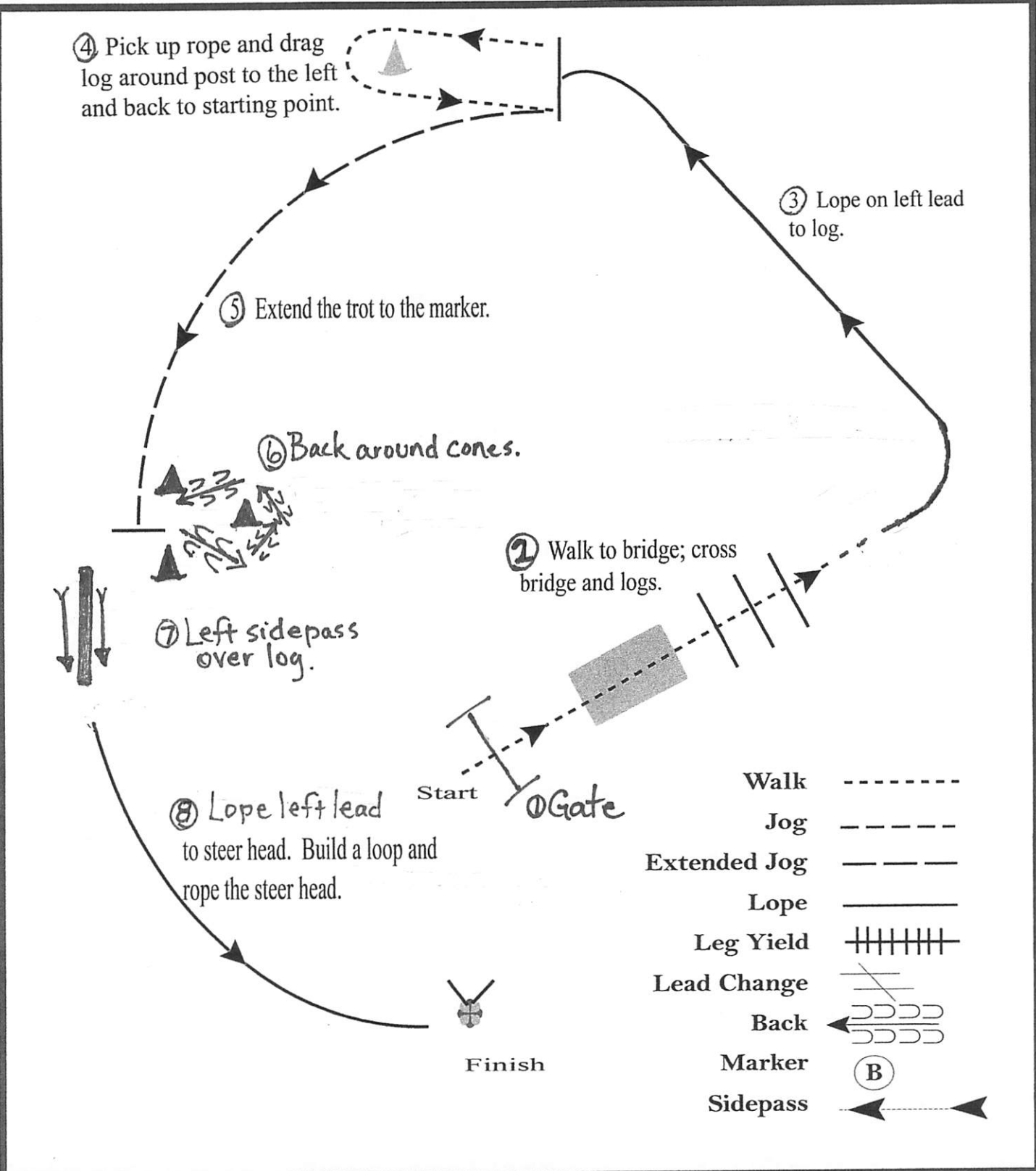
# WTQHA Spring Fling Circuit

## Ranch Trail (All Ranch Trail Classes - Set A)

Show Date: 04-07-2022

www.HorseShowPatterns.com

www.HorseShowPatterns.com



④ Pick up rope and drag log around post to the left and back to starting point.

③ Lope on left lead to log.

⑤ Extend the trot to the marker.

⑥ Back around cones.

② Walk to bridge; cross bridge and logs.

⑦ Left sidepass over log.

⑧ Lope left lead to steer head. Build a loop and rope the steer head.

- Walk -----
- Jog - - - - -
- Extended Jog - - - - -
- Lope \_\_\_\_\_
- Leg Yield |||||
- Lead Change /
- Back ←←←
- Marker (B)
- Sidepass ← - - - →

[RT/4]

Pattern Provided by: