

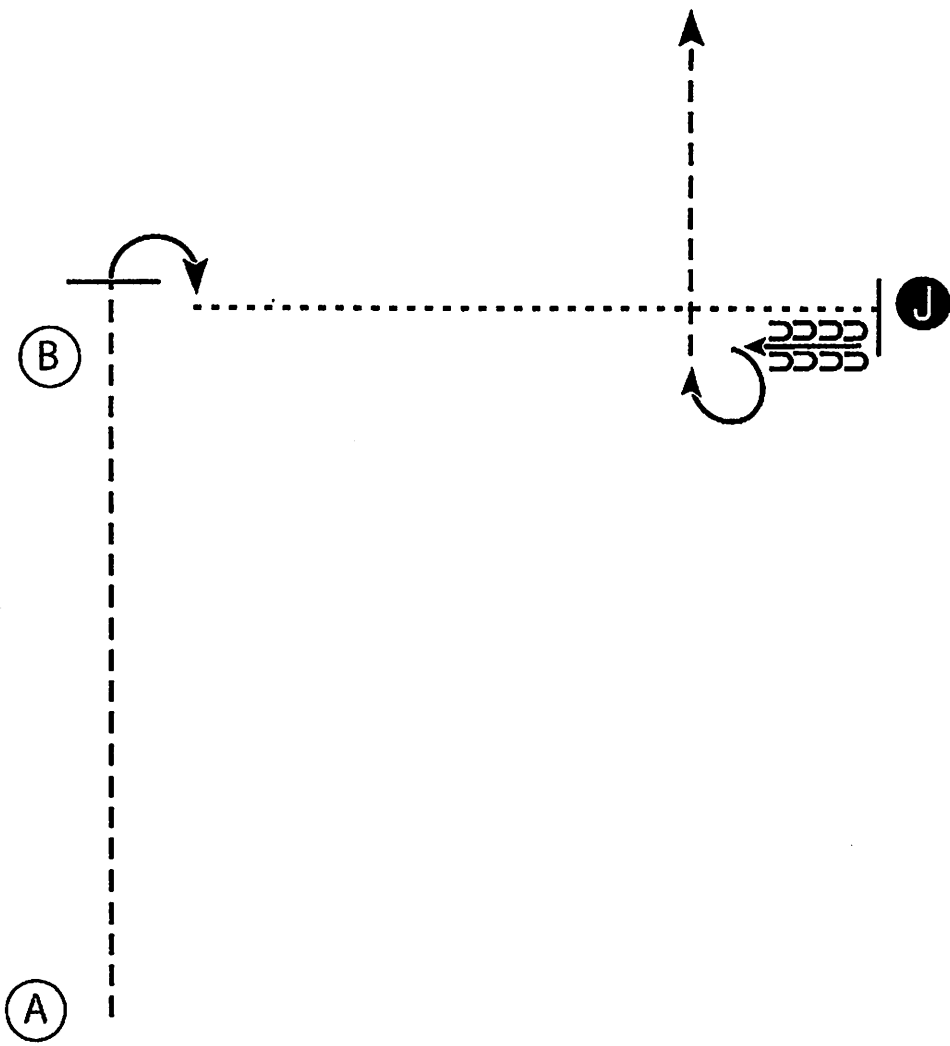
WTQHA AQHA/APHA Summer Circuit

Showmanship (APHA Amateur Walk Trot *walk only)

Show Date: 07-23-2022

W W W . H O R S E S H O W P A T T E R N S . C O M

W W W . H O R S E S H O W P A T T E R N S . C O M



1. Begin at A. Walk from A past B
2. Stop and perform a 90 degree turn
3. Walk to the Judge, stop and set up for inspection
4. When dismissed back one horse length and perform a 270 degree turn
5. Walk away.

Walk	-----
Trot	- - - - -
Back	← C C C C C
Marker	⊙ B
Judge	● J

[SWT-3]

Pattern Provided by:
Show Management

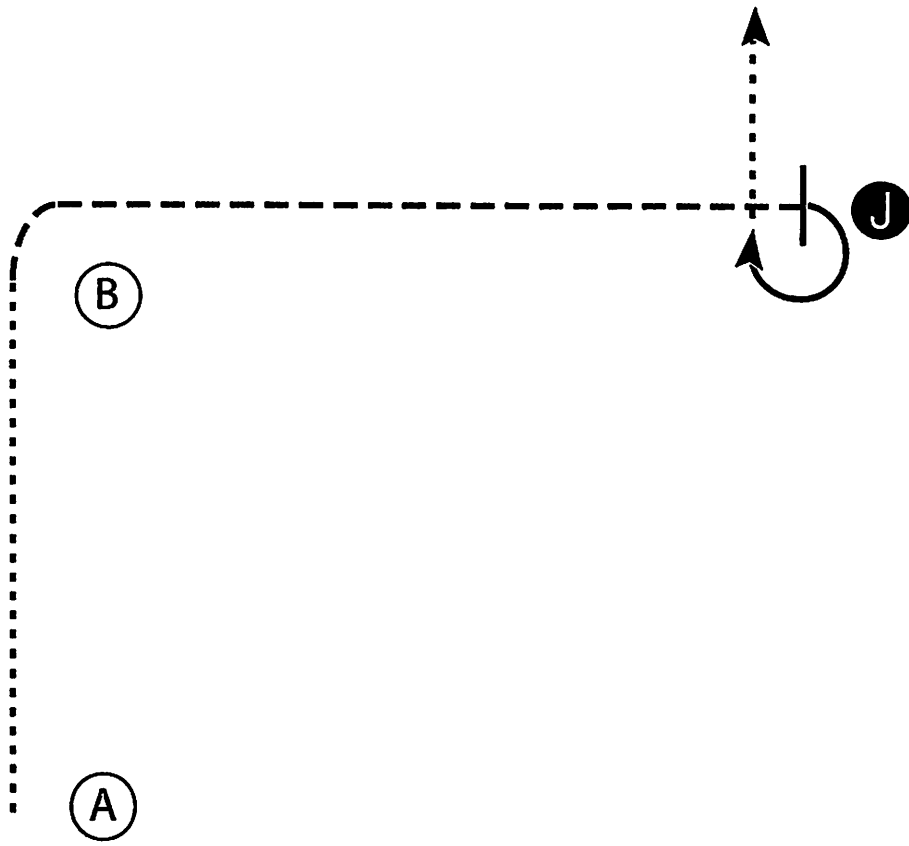
WTQHA AQHA/APHA Summer Circuit

Showmanship (Small Fry, L1 Youth, L1 Amateur)


Show Date: 07-23-2022

W W W . H O R S E S H O W P A T T E R N S . C O M

W W W . H O R S E S H O W P A T T E R N S . C O M



1. Walk from A to B.
2. Trot from B to the Judge.
3. Stop and set up for inspection.
4. When dismissed perform a 270 degree turn and walk straight away from the Judge.

Walk
Trot - - - - -
Back ← 
Marker (B)
Judge (J)

[SWT-2]

Pattern Provided by:

Chew Management

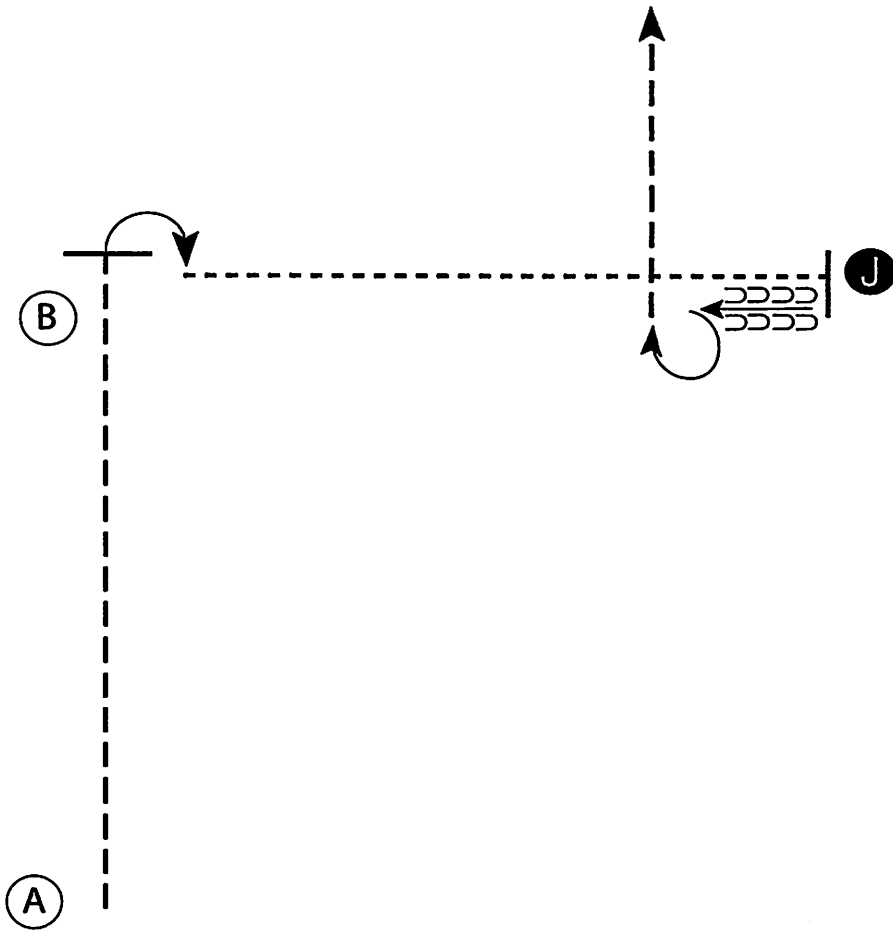
WTQHA AQHA/APHA Summer Circuit

Showmanship (Youth, Amateur Select, Amateur, SPB)

Show Date: 07-23-2022

W W W . H O R S E S H O W P A T T E R N S . C O M

W W W . H O R S E S H O W P A T T E R N S . C O M



1. Begin at A. Trot from A past B
2. Stop and perform a 90 degree turn
3. Walk to the Judge, stop and set up for inspection
4. When dismissed back one horse length and perform a 270 degree turn
5. Trot to the line-up

Walk	-----
Trot	- - - - -
Back	←←←←← ←←←←←
Marker	⊙ B
Judge	● J

[S/1-14]

Pattern Provided by:
Show Management

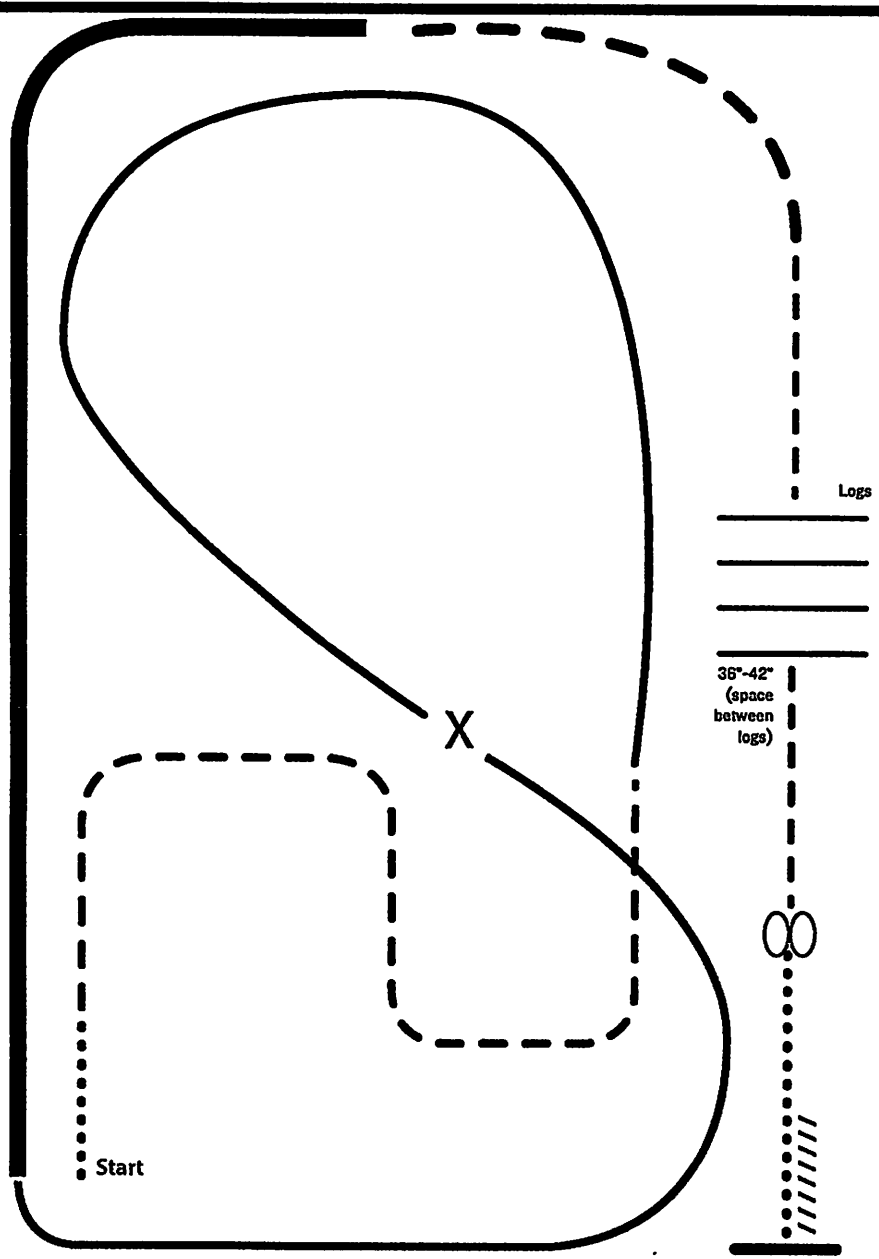
WTQHA AQHA/APHA Summer Circuit

Ranch Riding (All - Set A)

Show Date: 07-23-2022

W W W . H O R S E S H O W P A T T E R N S . C O M

W W W . H O R S E S H O W P A T T E R N S . C O M



- X Lead Change
- Walk
- - - - - Trot
- — — — Ext trot
- Lope
- Ext Lope
- /////// Back

1. Walk
2. Trot serpentine
3. Lope left lead around the end of the arena and then diagonally across the arena
4. Change leads (simple or flying) and
5. Lope on the right lead around end of the arena
6. Extend lope on the straight away and around corner to the center of the arena
7. Extend trot around corner of the arena
8. Collect to a trot
9. Trot over logs
10. Stop, do 360 degree turn each direction (either direction 1st) (L-R or R-L)
11. Walk, stop and back

[RR/AQHA-3]

Pattern Provided by:

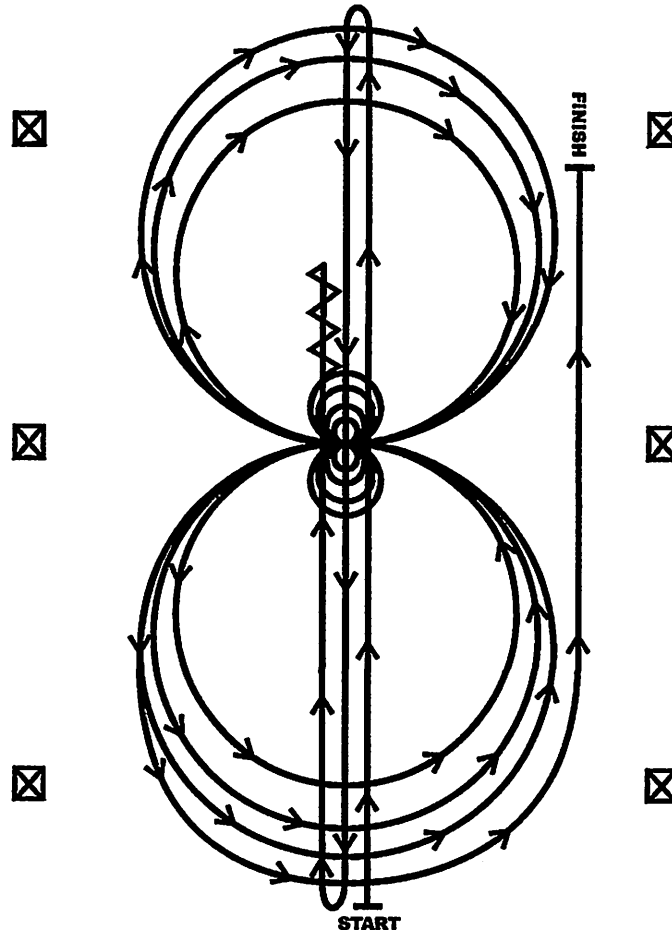
Chew Management

WTQHA AQHA/APHA Summer Circuit

Reining (All - Set A)

Show Date: 07-23-2022

REINING PATTERN 1



1. Run at speed to the far end of the arena past the endmarker and do a left rollback—no hesitation.
2. Run to the opposite end of the arena past the end marker and do a right rollback—no hesitation.
3. Run past the center marker and do a sliding stop. Back up to center of the arena or at least ten feet (three meters). Hesitate.
4. Complete four spins to the right. Hesitate.
5. Complete four and one-quarter spins to the left so that horse is facing left wall or fence. Hesitate.
6. Beginning on the left lead, complete three circles to the left: the first circle large and fast; the second circle small and slow; the third circle large and fast. Change leads at the center of the arena.
7. Complete three circles to the right: the first circle large and fast; the second circle small and slow; the third circle large and fast. Change leads at the center of the arena.
8. Begin a large circle to the left but do not close this circle. Run straight up the right side of the arena past the center marker and do a sliding stop at least twenty feet (six meters) from wall or fence. Hesitate to demonstrate the completion of the pattern.

[R/AQHAP-1]

Pattern Provided by:

Chew Measurement

W W W . H O R S E S H O W P A T T E R N S . C O M

W W W . H O R S E S H O W P A T T E R N S . C O M

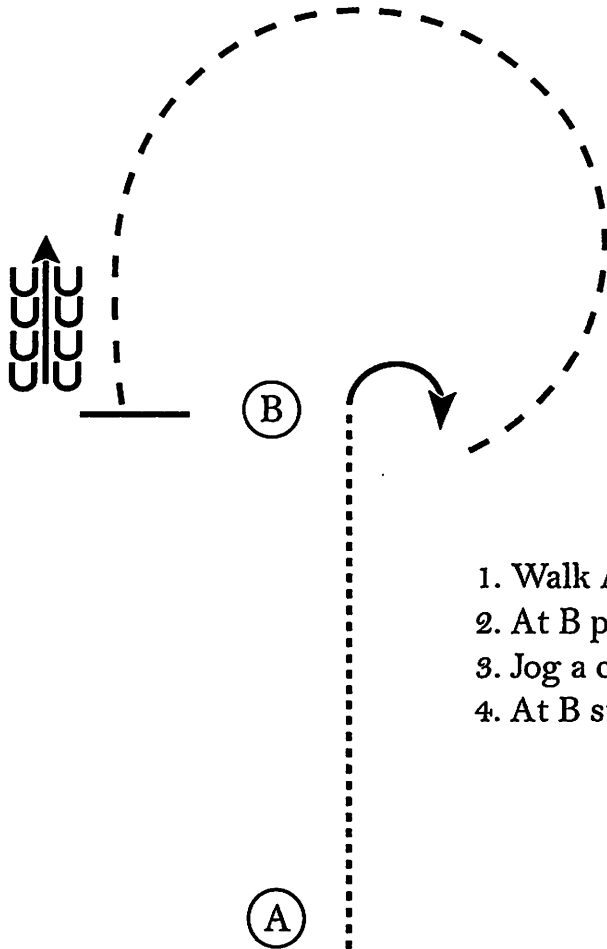
WTQHA AQHA/APHA Summer Circuit

Horsemanship (All Walk Trot & Small Fry - Set A)

Show Date: 07-23-2022

W W W . H O R S E S H O W P A T T E R N S . C O M

W W W . H O R S E S H O W P A T T E R N S . C O M



1. Walk A to B
2. At B perform a 90 degree turn to the right
3. Jog a circle around B
4. At B stop and back 4 steps

Walk
Jog	-----
Extended Jog	-----
Lope	—————
Leg Yield	
Lead Change	↘
Back	← C C C C
Marker	(B)
Sidepass	←-----→

[WH/WT-7]

Pattern Provided by:

Chow Management

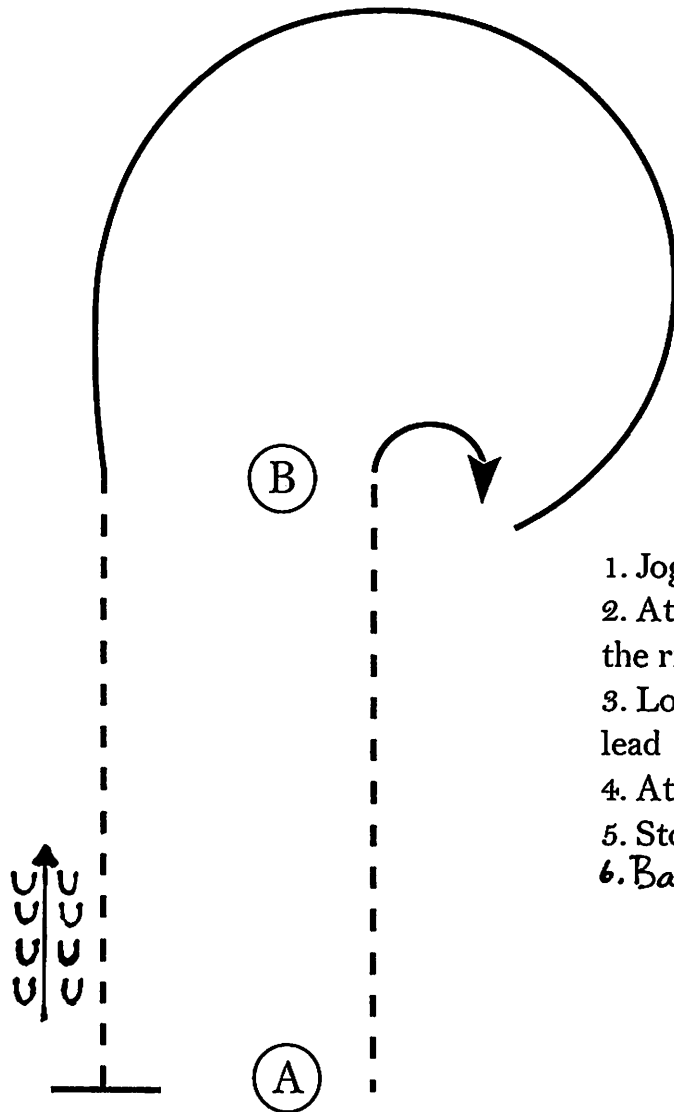
WTQHA AQHA/APHA Summer Circuit

Horsemanship (L1 Youth, L1 Amateur - Set A)

Show Date: 07-23-2022

W W W . H O R S E S H O W P A T T E R N S . C O M

W W W . H O R S E S H O W P A T T E R N S . C O M



1. Jog A to B
2. At B perform a 90 degree turn to the right
3. Lope a circle around B on the left lead
4. At B jog to A
5. Stop at A.
6. Back 4 steps.

Walk
Jog	-----
Extended Jog	-----
Lope	—————
Leg Yield	
Lead Change	↘
Back	← u u u u u u u u
Marker	(B)
Sidepass	←-----→

[WH/1-14]

Pattern Provided by:
Show Management

WTQHA AQHA/APHA Summer Circuit

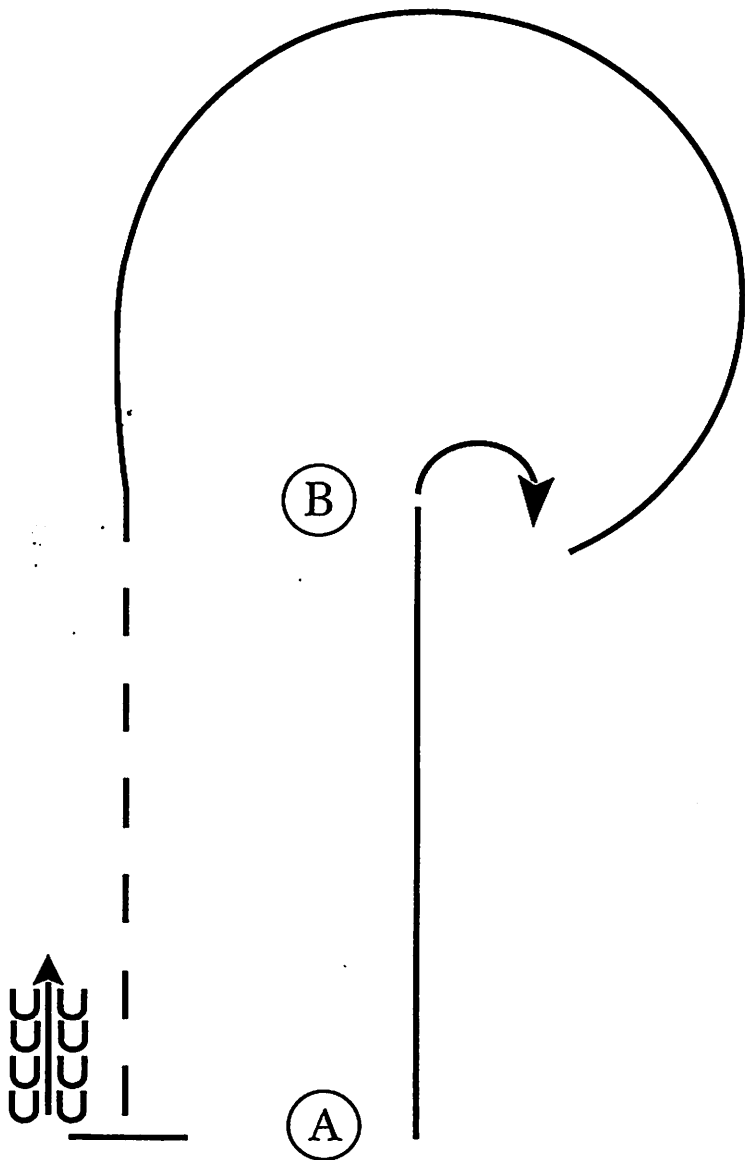
Horsemanship (Youth, Amateur Select, Amateur, SPB - Set A)

Show Date: 07-23-2022

WWW.HORSESHOWPATTERNS.COM

WWW.HORSESHOWPATTERNS.COM

1. Lope on the right lead A to B.
2. At B perform a 90 degree turn to the right.
3. Lope a circle to B on the left lead.
4. At B extend the jog to A.
5. At A stop and Back 4 steps.



- Walk (dotted line)
- Jog - - - - (dashed line)
- Extended Jog - - - - (long dashed line)
- Lope ———— (solid line)
- Leg Yield ||||| (vertical lines)
- Lead Change / / (diagonal lines)
- Back ← u u u u (leftward arrow with 'u' symbols)
- Marker (B) (circle with letter)
- Sidepass ← - - - - (dashed line with arrow)

[WH/2-7]

Pattern Provided by:

Chew Management

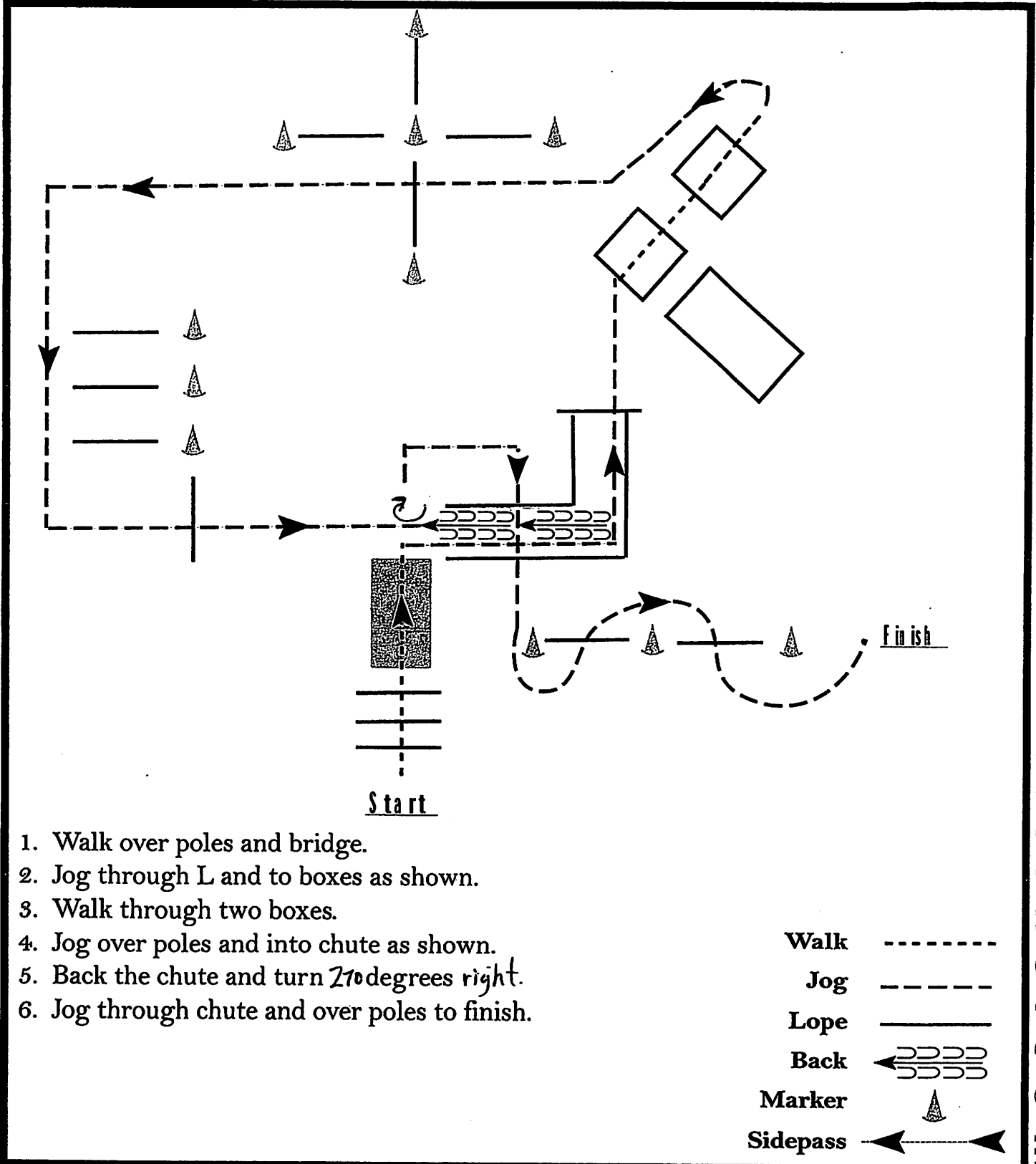
WTQHA AQHA/APHA Summer Circuit

Trail (All In Hand Trail - Set B)

Show Date: 07-23-2022

W W W . H O R S E S H O W P A T T E R N S . C O M

W W W . H O R S E S H O W P A T T E R N S . C O M



1. Walk over poles and bridge.
2. Jog through L and to boxes as shown.
3. Walk through two boxes.
4. Jog over poles and into chute as shown.
5. Back the chute and turn 270 degrees right.
6. Jog through chute and over poles to finish.

Walk
Jog	-----
Lope	————
Back	←←←←←
Marker	▲
Sidepass	←←←←←

[T/WT-47]

Pattern Provided by:

Chew Management

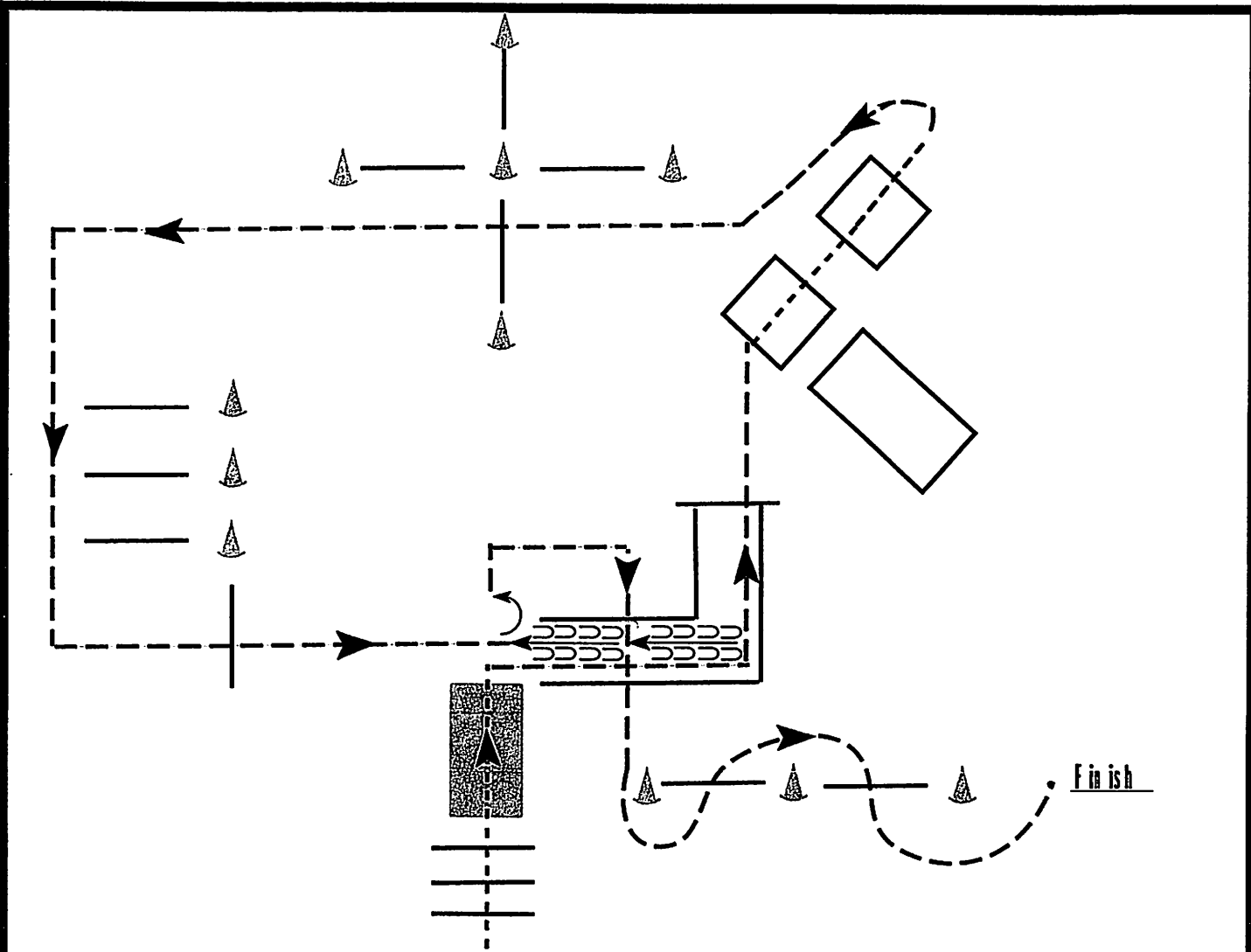
WTQHA AQHA/APHA Summer Circuit

Trail (All Walk Trot & Small Fry - Set B)

Show Date: 07-23-2022

www.horsethows.com

www.horsethows.com



1. Walk over poles and bridge.
2. Jog through L and to boxes as shown.
3. Walk through two boxes.
4. Jog over poles and into chute as shown.
5. Back the chute and turn 90 degrees left.
6. Jog through chute and over poles to finish.

Walk
Jog	-----
Lope	————
Back	←←←←←
Marker	▲
Sidepass	←-----→

[T/WT-47]

Pattern Provided by:

Chew Management

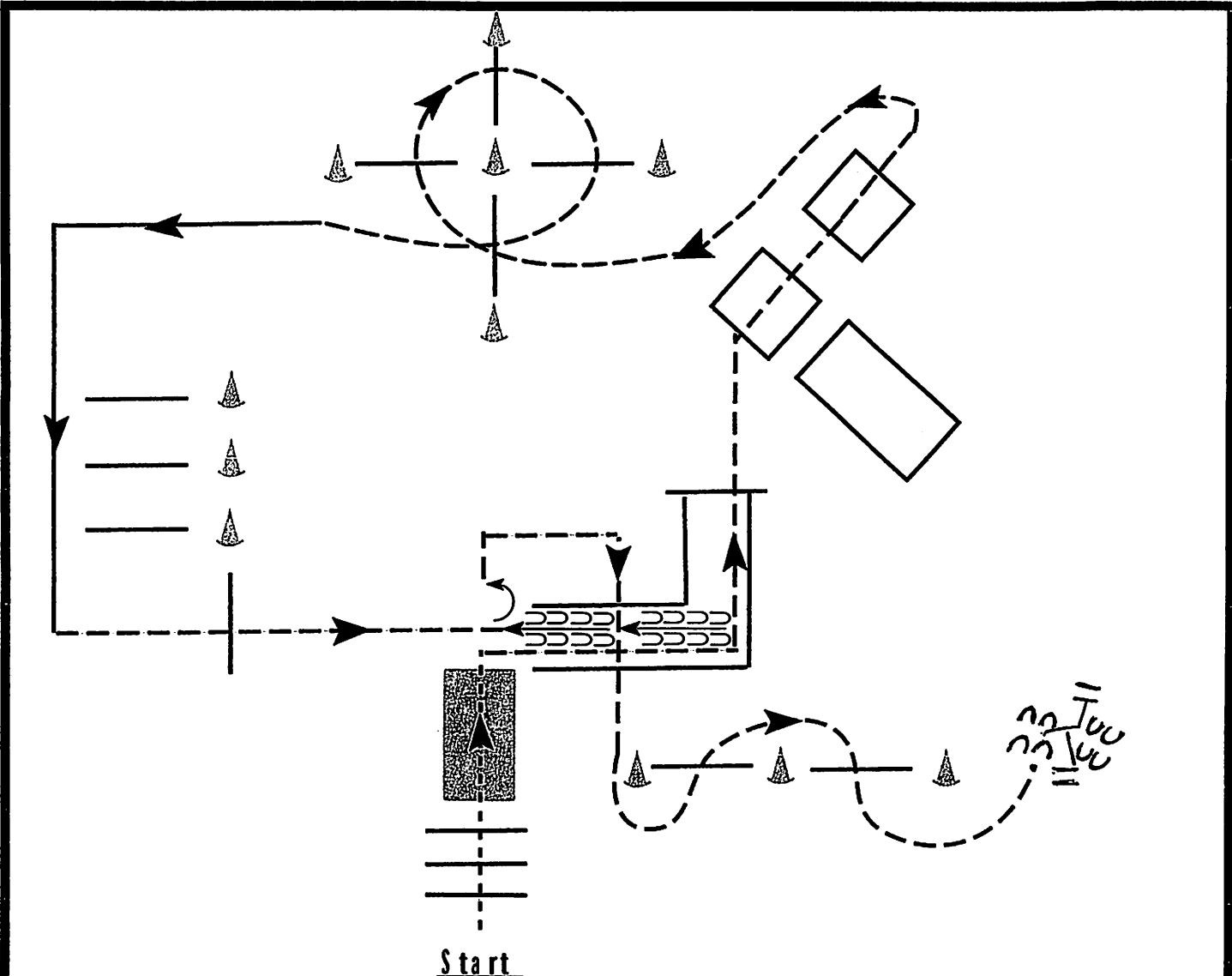
WTQHA AQHA/APHA Summer Circuit

Trail (L1, L1 Youth, L1 Amateur, Jr - Set B)

Show Date: 07-23-2022

WWW.HORSESHOWPATTERNS.COM

WWW.HORSESHOWPATTERNS.COM



1. Walk over poles and bridge.
2. Jog through L and boxes as shown.
3. Jog over poles and around cone as shown.
4. Lope on the left lead around corner. Break to jog and jog over pole and into chute.
5. Back the chute and turn 90 degrees left.
6. Jog through chute and over poles to gate.
7. Work gate with right hand to finish.

Walk	-----
Jog	- - - - -
Lope	—————
Back	←←←←←
Marker	▲
Sidepass	←-----→

[T/1-47]

Pattern Provided by:

Chew Management

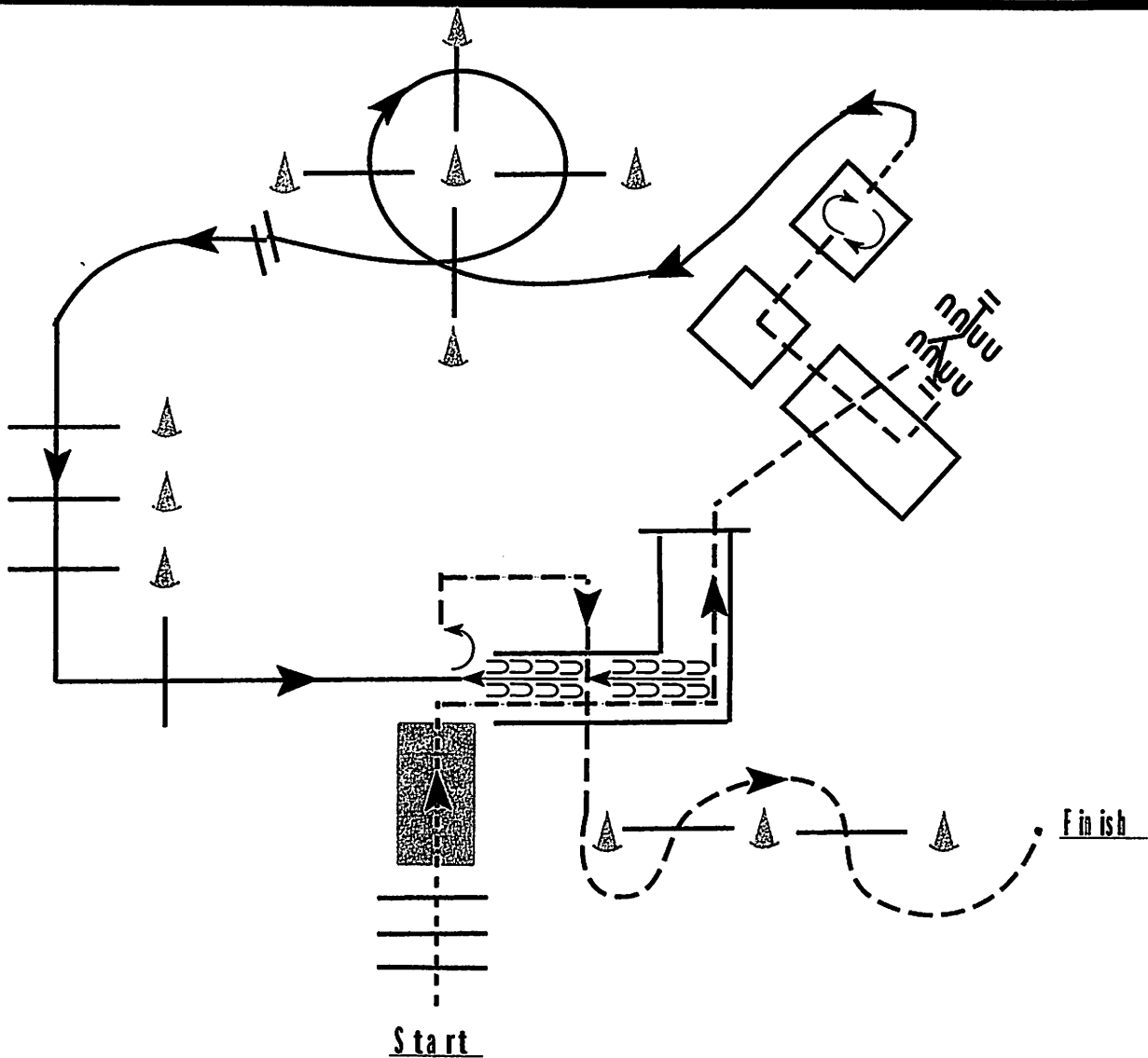
WTQHA AQHA/APHA Summer Circuit

Trail (Youth, Am Select, Amateur, Sr, SPB - Set B)

Show Date: 07-23-2022

www.horsheshowpatterns.com

www.horsheshowpatterns.com



1. Walk over poles and bridge.
2. Jog through L and box to gate.
3. Work gate with right hand.
4. Jog through 2 boxes and into 3rd as shown.
5. Perform a full turn to the right and walk out of box.
6. Lope on the right lead over poles as shown.
7. Change leads and lope over 4 poles and into chute.
8. Back the chute and turn 90 degrees left.
9. Jog through chute and over poles to finish.

Walk
Jog	-----
Lope	—————
Back	←←←←←
Marker	▲
Sidepass	←-----→

[T/3-47]

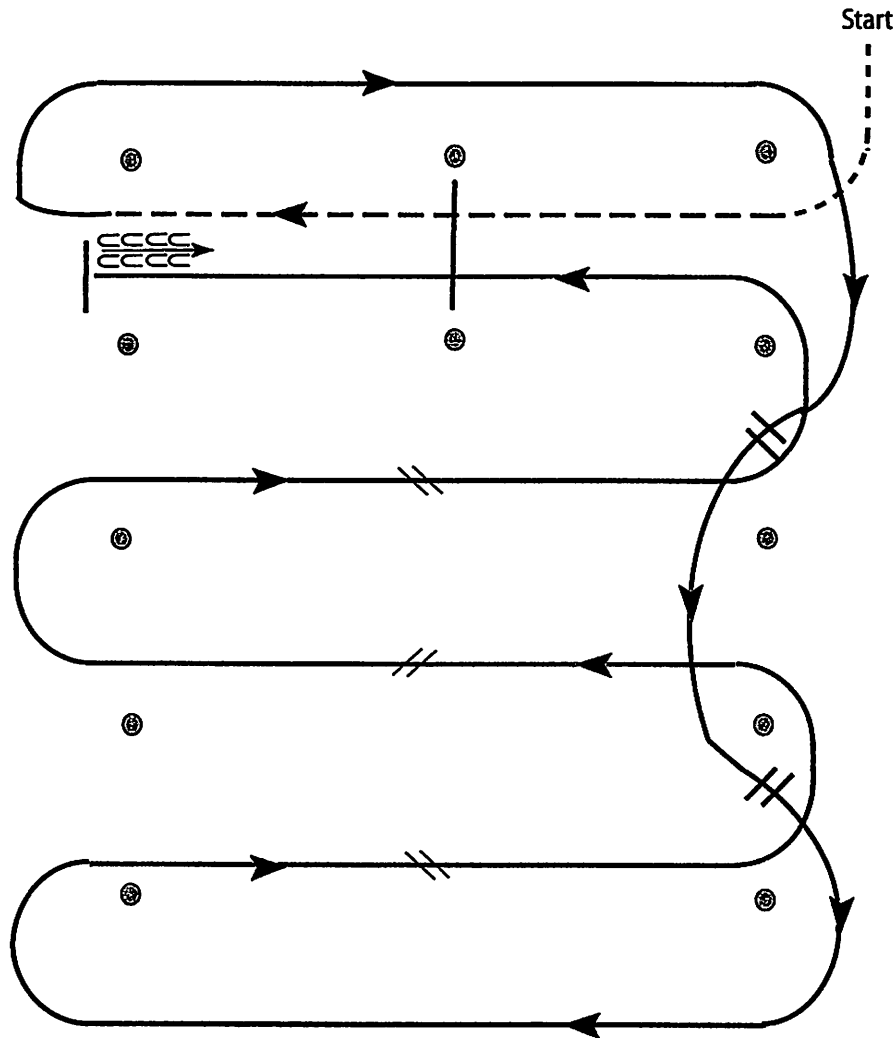
Pattern Provided by:

Chow Management

WTQHA AQHA/APHA Summer Circuit

Western Riding (L1, L1 Youth, L1 Amateur - Set B)

Show Date: 07-23-2022



1. Walk, transition to jog, jog over log.
2. Transition to right lead and lope around end.
3. First line change.
4. Second line change. Lope around end of arena.
5. First crossing change.
6. Second crossing change.
7. Third crossing change.
8. Lope over log.
9. Lope, stop and back.

W W W . H O R S E S H O W P A T T E R N S . C O M

W W W . H O R S E S H O W P A T T E R N S . C O M

[WR/GP-4]

Pattern Provided by:

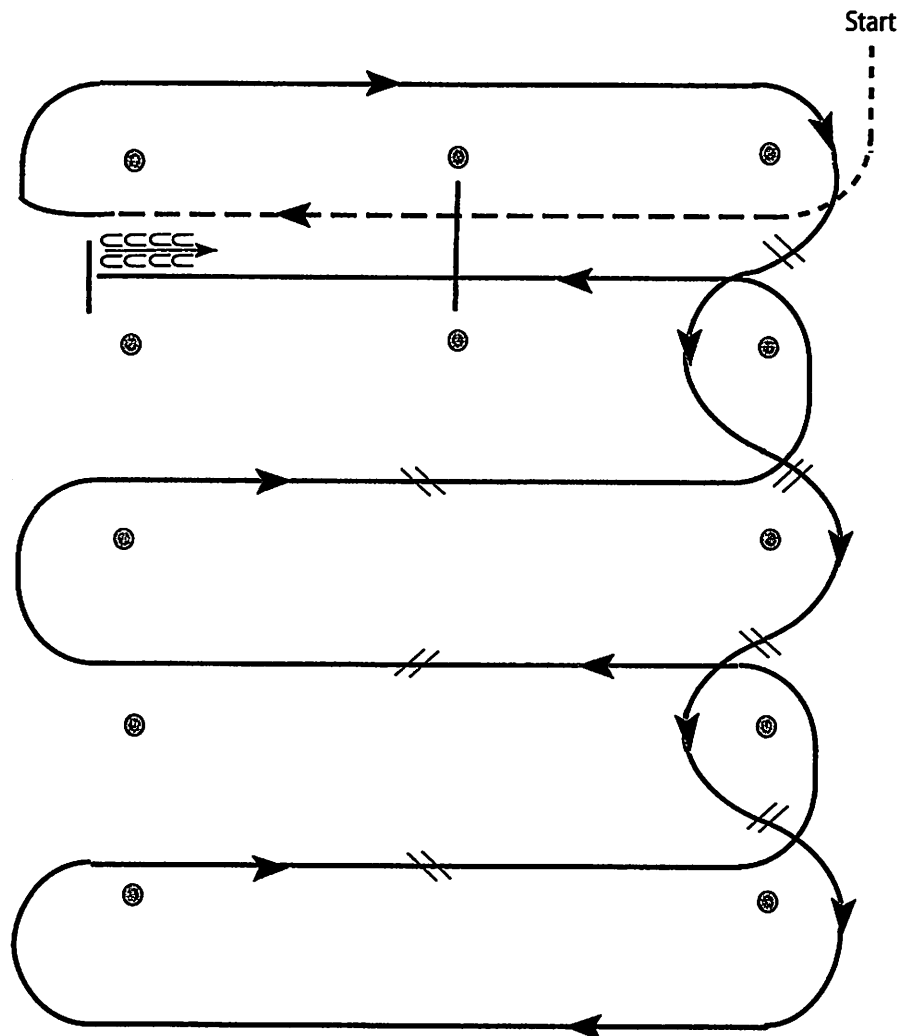
WTQHA AQHA/APHA Summer Circuit

Western Riding (Youth, Amateur, All Age - Set B)

Show Date: 07-23-2022

www.HorseShowPatterns.com

www.HorseShowPatterns.com



1. Walk, transition to jog, jog over log.
2. Transition to right.
3. First line change.
4. Second line change.
5. Third line change.
6. Fourth line change.
7. First crossing change.
8. Second crossing change.
9. Third crossing change.
10. Lope over log.
11. Lope, stop and back.

[WR/OP-4]

Pattern Provided by:

Cherry Mountain