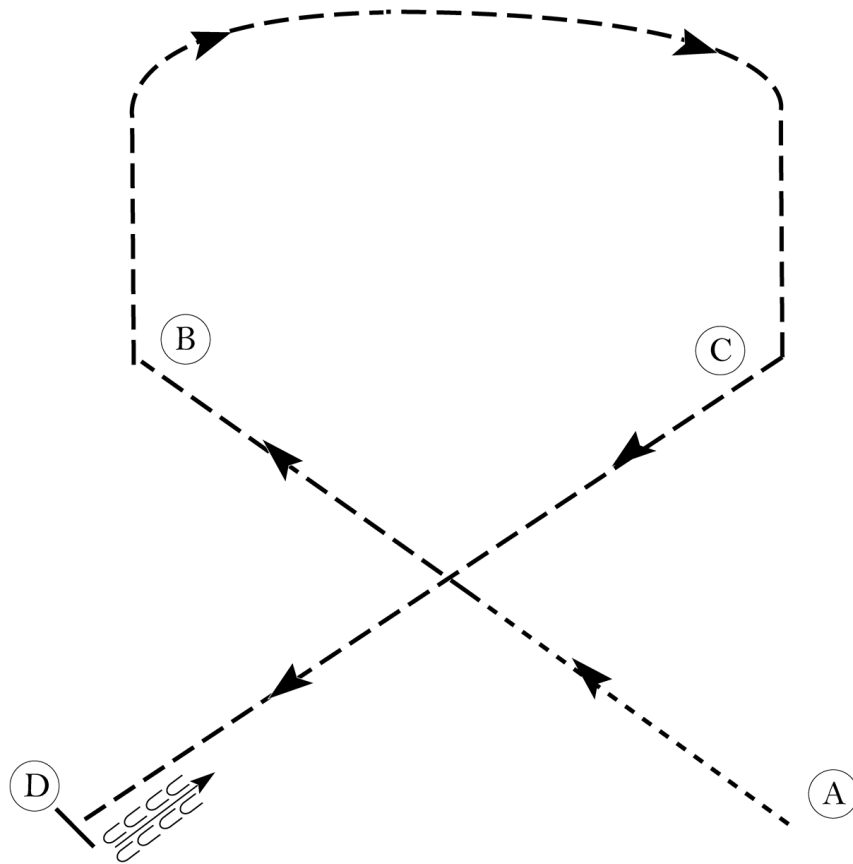


2019 WTQHA SUMMER CIRCUIT

Hunt Seat Equitation (Small Fry & L1 Walk-Trot)

Show Date: July 26-27 (Go 1)



Be ready at A.

1. Walk 1/2 way to B.
2. Posting trot on the left diagonal to B.
3. Sitting trot to C.
4. Posting trot on the right diagonal 1/2 way to D.
5. Sitting trot to D.
6. Halt at D and back approximately one horse length.

Exit at a sitting trot.

Walk	-----
Trot	- - - - -
Extended Trot	— — — — —
Canter	—————
Leg Yield	
Lead Change	— / —
Back	← ← ← ← ←
Marker	(B)
Sidepass	← ← ← ← ←
Hand Gallop	— — — — —

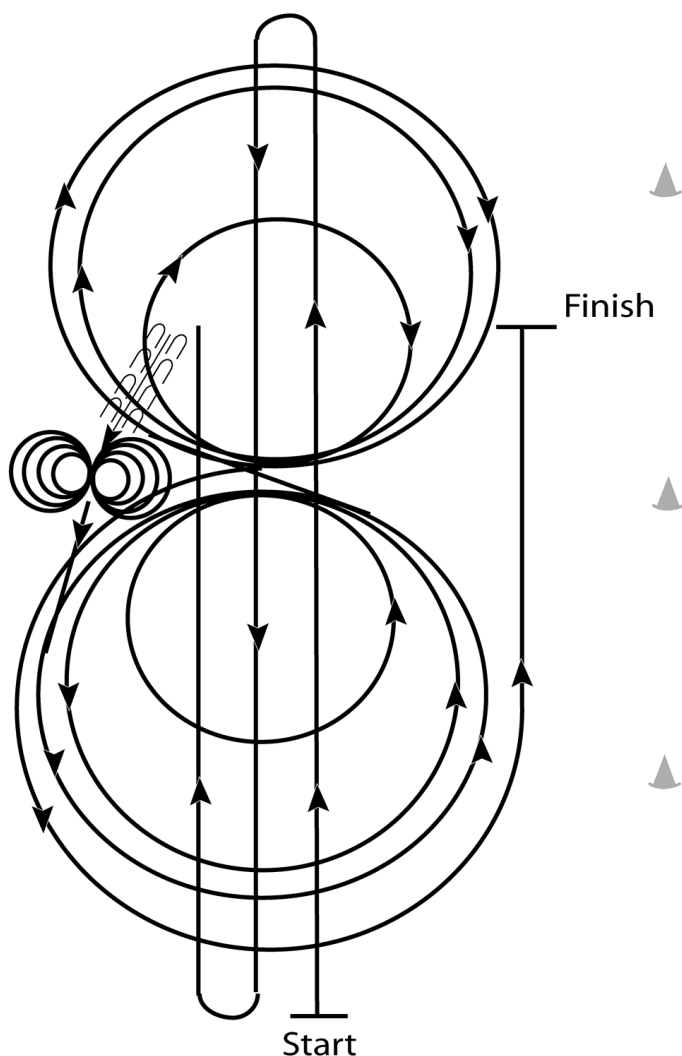
[HSE/WT-23]

Pattern Provided by:
Show Management

2019 WTQHA SUMMER CIRCUIT

Reining (All Classes)

Show Date: July 26-27 (Go 1)



1. Run at speed to the far end of the arena past the end marker and do a left rollback - no hesitation.
2. Run to the opposite end of the arena past the end marker and do a right rollback - no hesitation.
3. Run past the center marker and do a sliding stop. Back up to center of the arena or at least ten feet (3m). Hesitate.
4. Complete four spins to the right.
5. Complete four and one quarter spins to the left so that horse is facing left wall or fence. Hesitate.
6. Beginning on the left lead, complete three circles to the left; the first circle large and fast; the second circle small and slow; the third circle large and fast. Change leads at the center of the arena.
7. Complete three circles to the right; the first circle large and fast; the second circle small and slow; the third circle large and fast. Change leads at the center of the arena.
8. Begin a large fast circle to the left but do not close this circle. Run straight up the right side of the arena past the center marker and do a sliding stop at least twenty feet (6.09 m) from wall or fence. Hesitate to demonstrate the completion of the pattern.
Rider may drop bridle to the designated judge.

[R/AQHAP-1]

Pattern Provided by:
Show Management

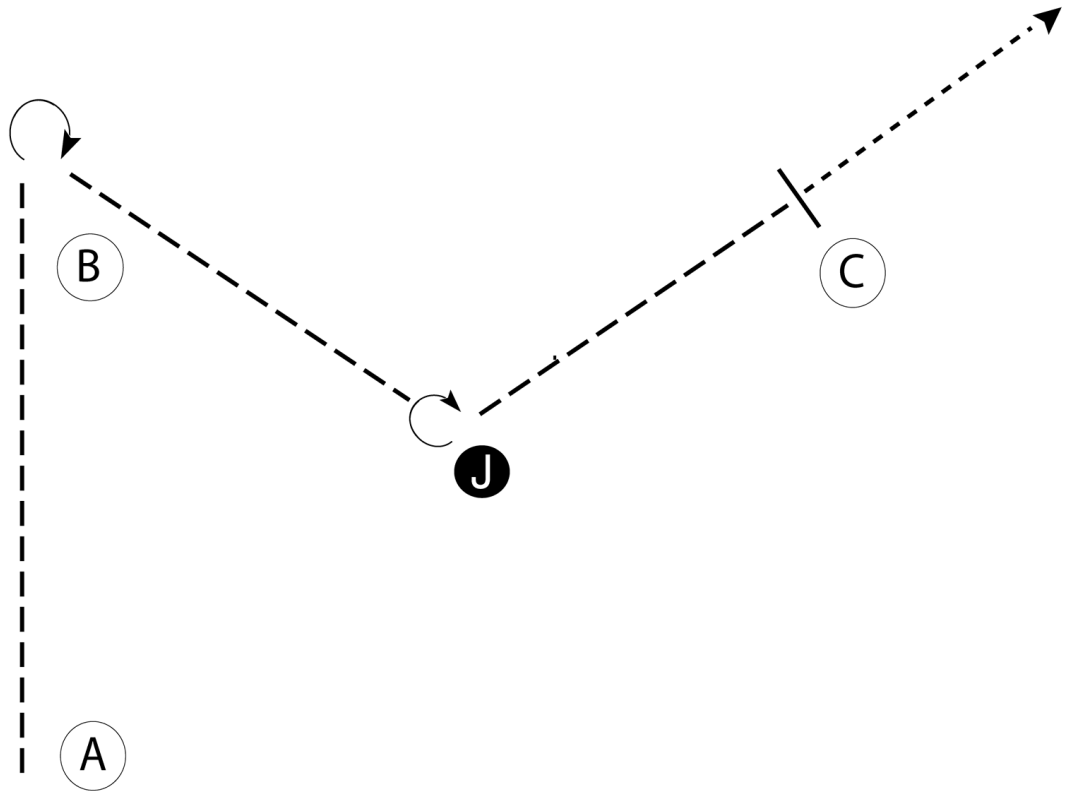
2019 WTQHA SUMMER CIRCUIT

Showmanship (Small Fry & LV 1 Classes)

Show Date: July 26-27 (Go 1)

w w w . H o r s e S h o w P a t t e r n s . c o m

w w w . H o r s e S h o w P a t t e r n s . c o m



Be ready at A.

1. Trot to and past B.
2. Stop past B, turn 135 degrees and trot to judge.
3. Stop and set up for inspection.
4. When dismissed, do a 3/4 turn and trot to C.
5. Stop at C. When dismissed, walk straight away from C to exit.

Walk	-----
Trot	- - - - -
Back	←
Marker	Ⓟ
Judge	●

[S/1-24]

Pattern Provided by:
Show Management

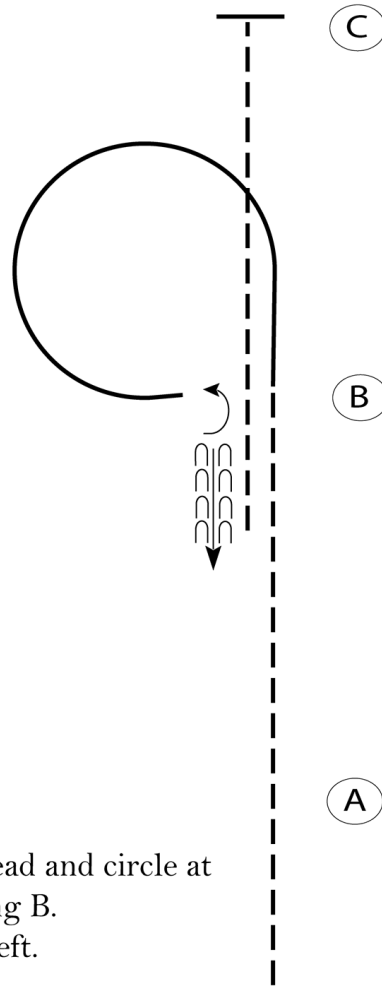
2019 WTQHA SUMMMER CIRCUIT

Horsemanship (All Level 1 Classes)

Show Date: July 26-27 (Go 1)

w w w . H o r s e S h o w P a t t e r n s . c o m

w w w . H o r s e S h o w P a t t e r n s . c o m



Begin before A at a jog.

1. Jog from A to B.
2. At B, lope on the left lead and circle at B as shown. Stop facing B.
3. Turn 1/4 turn to the left.
4. Back one horse length.
5. Jog to C. Stop at C.

Follow the instructions of your ring steward.

Walk	-----
Jog	- - - - -
Extended Jog	- - - - -
Lope	—————
Leg Yield	
Lead Change	— / —
Back	← ← ← ← ←
Marker	Ⓚ
Sidepass	← ——— →

[WH/1-17]

Pattern Provided by:
Show Management

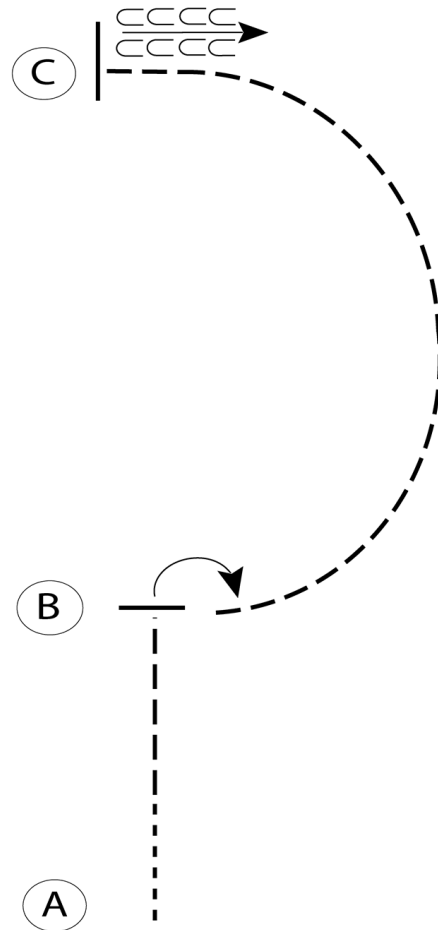
2019 WTQHA SUMMER CIRCUIT

Horsemanship (Small Fry & L1 Walk=Trot)

Show Date: July 26-27 (Go 1)

www.HorseShowPatterns.com

www.HorseShowPatterns.com



1. Be ready at A
2. Walk four steps from A.
3. Jog to B and stop.
4. Perform a 90 degree turn to the right on the hindquarters.
5. Jog a half circle to C.
6. At C stop and back four steps.

Walk
Jog	-----
Extended Jog	- - - - -
Lope	—————
Leg Yield	
Lead Change	///
Back	←←←←←
Marker	(B)
Sidepass	←-----→

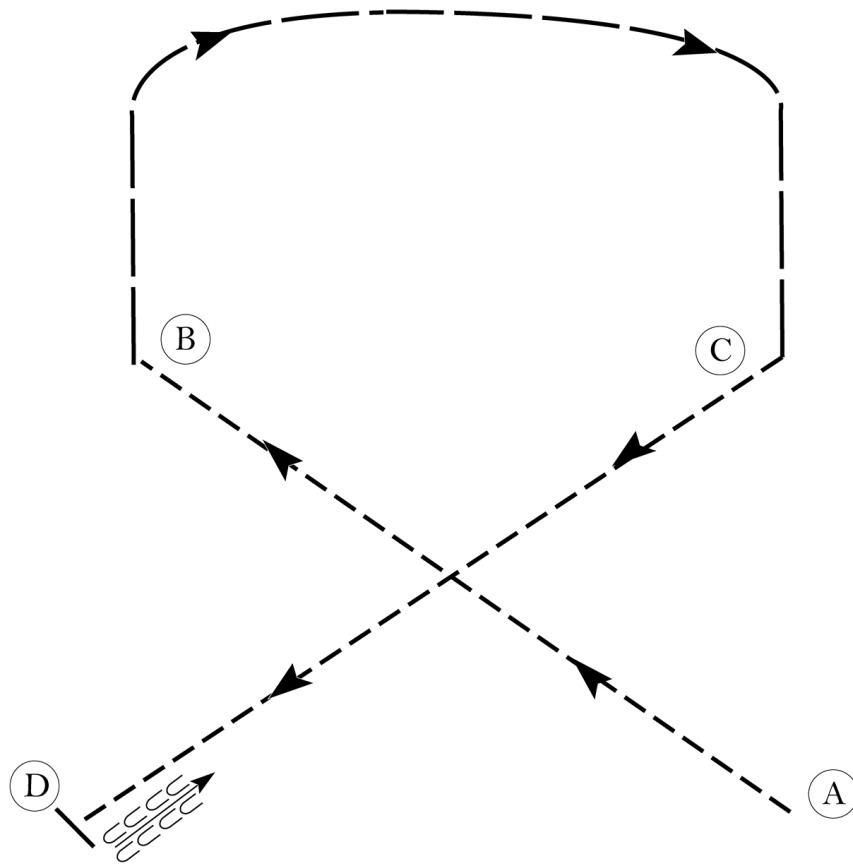
[WH/WT-16]

Pattern Provided by:
Show Management

2019 WTQHA SUMMER CIRCUIT

Hunt Seat Equitation (Yth, Select & Ama)

Show Date: July 26-27 (Go 1)



Be ready at A.

1. Sitting trot 1/2 way to B.
2. Posting trot on the left diagonal to B.
3. Hand gallop right lead to C.
4. Posting trot on the right diagonal 1/2 way to D.
5. Sitting trot to D.
6. Halt at D and back approximately one horse length.

Exit at a sitting trot.

Walk	-----
Trot	- - - - -
Extended Trot	— — — — —
Canter	—————
Leg Yield	
Lead Change	— / —
Back	← ← ← ← ←
Marker	Ⓚ
Sidepass	← — — — — ←
Hand Gallop	— — — — —

[HSE/2-23]

Pattern Provided by:
Show Management

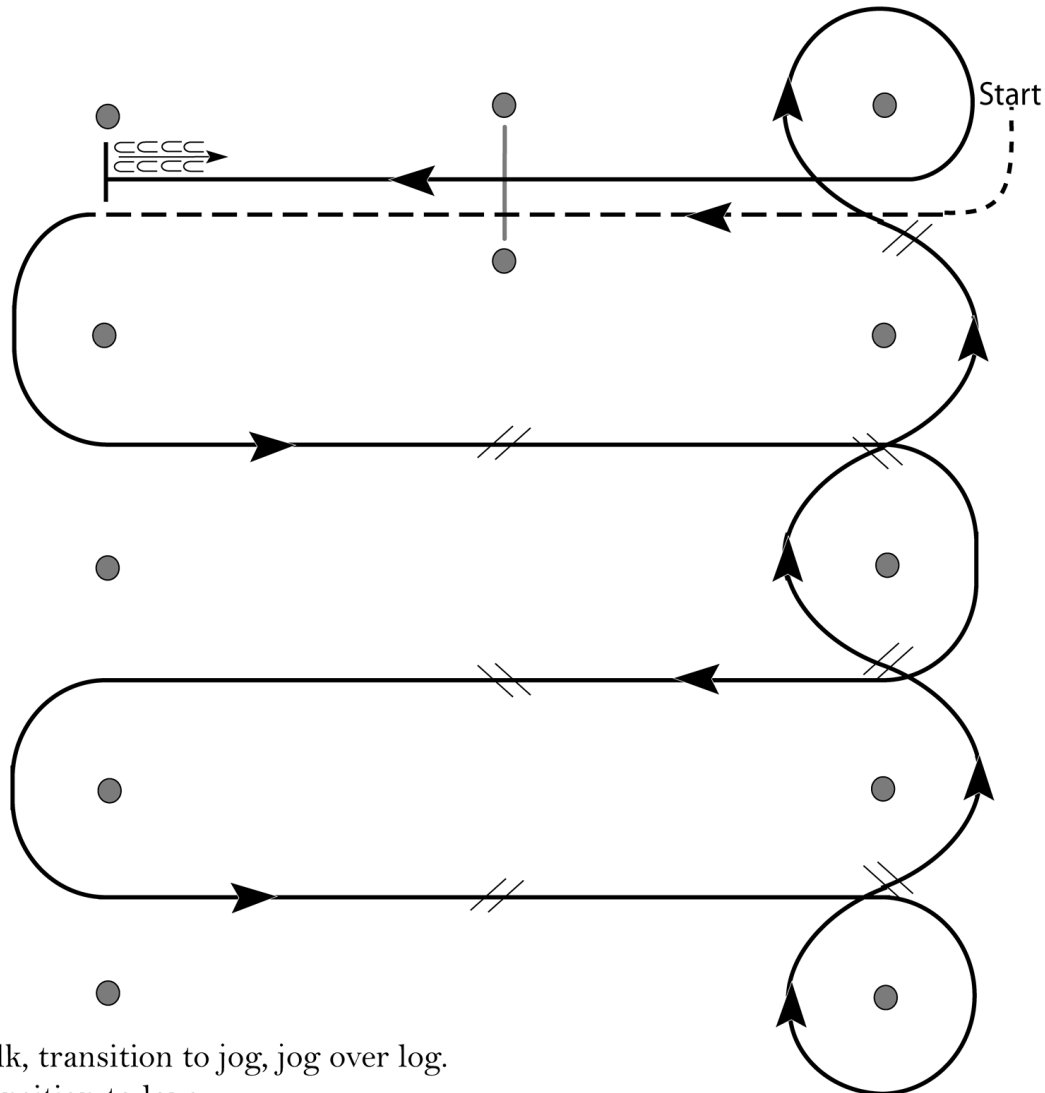
www.HorseShowPatterns.com

www.HorseShowPatterns.com

2019 WTQHA SUMMMER CIRCUIT

Western Rlding (Yth Ama Open)

Show Date: July 26-27 (Go 1)



1. Walk, transition to jog, jog over log.
2. Transition to lope.
3. First crossing change.
4. Second crossing change.
5. Third crossing change.
6. Circle and first line change.
7. Second line change.
8. Third line change.
9. Fourth line change and circle.
10. Lope log.
11. Lope, stop and back.

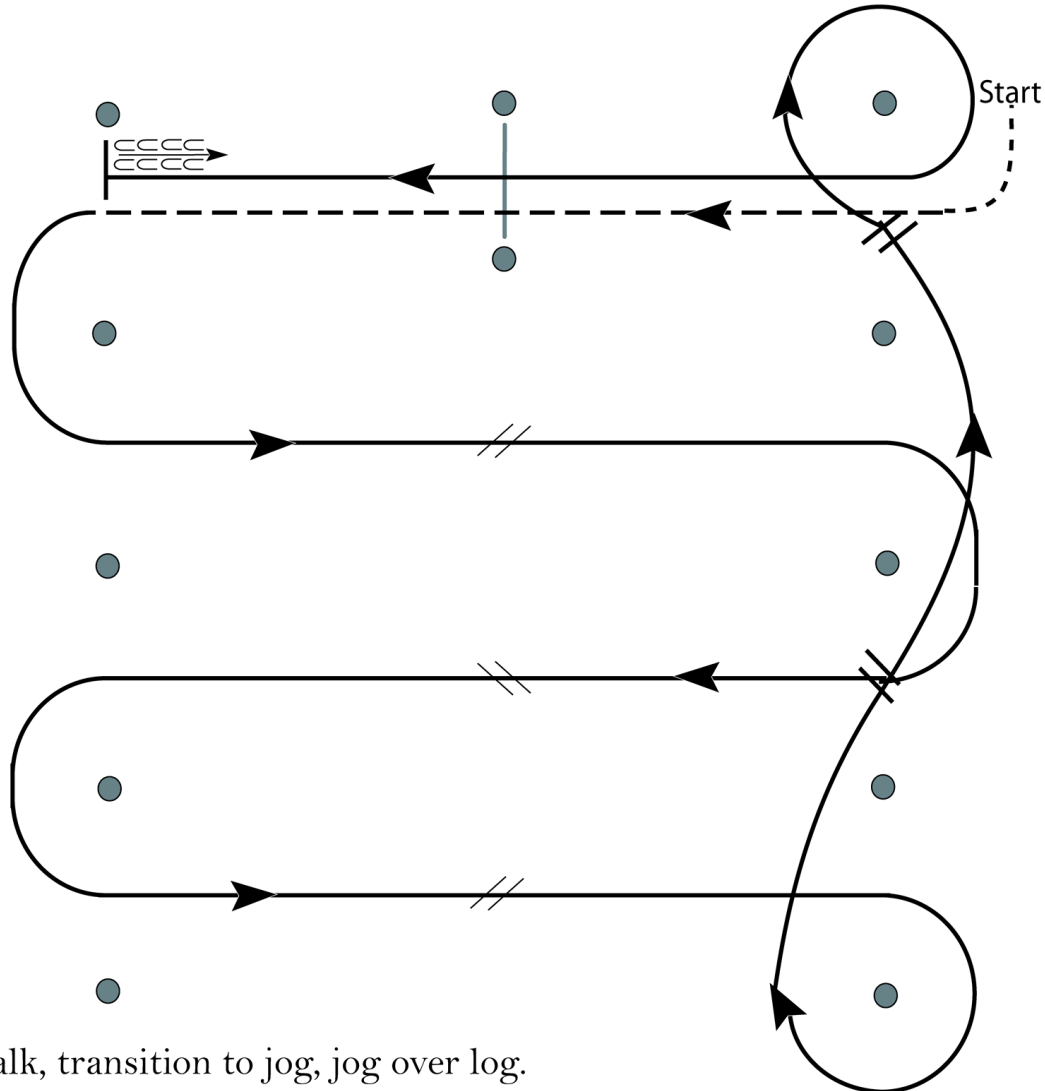
[WR/OP-2]

Pattern Provided by:
Show Management

2019 WTQHA SUMMMER CIRCUIT

Western Riding Level 1 (All Level 1 Classes)

Show Date: July 26-27 (Go 1)



1. Walk, transition to jog, jog over log.
2. Transition to left lead lope.
3. First crossing change.
4. Second crossing change.
5. Third crossing change.
6. Circle and first line change.
7. Second line change and circle.
8. Lope log.
9. Stop and back.

[WR/GP-2]

Pattern Provided by:
Show Management

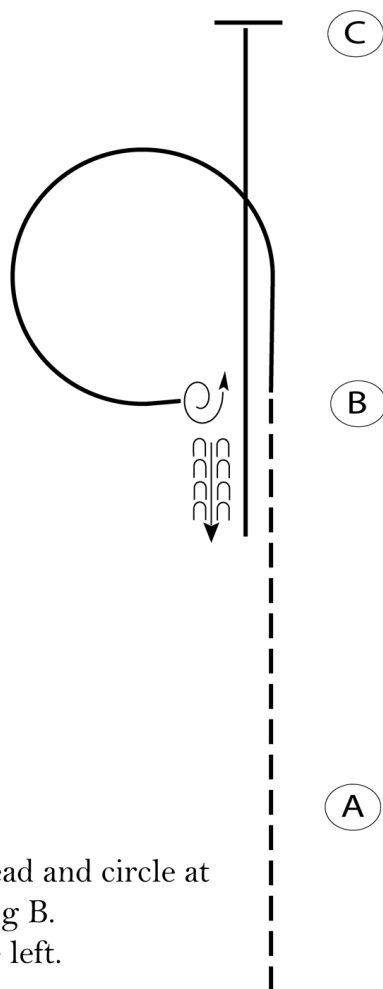
2019 WTQHA SUMMER CIRCUIT

Horsemanship (Yth, Select & Ama)

Show Date: July 26-27 (Go 1)

www.HorseShowPatterns.com

www.HorseShowPatterns.com



Begin before A at a jog.

1. Jog from A to B.
2. At B, lope on the left lead and circle at B as shown. Stop facing B.
3. Turn 1 1/4 turn to the left.
4. Back one horse length.
5. Lope on the right lead to C. Stop at C.

Follow the instructions of your ring steward.

Walk	-----
Jog	- - - - -
Extended Jog	- - - - -
Lope	—————
Leg Yield	
Lead Change	— / —
Back	← c c c c c
Marker	Ⓚ
Sidepass	←-----→

[WH/2-17]

Pattern Provided by:
Show Management

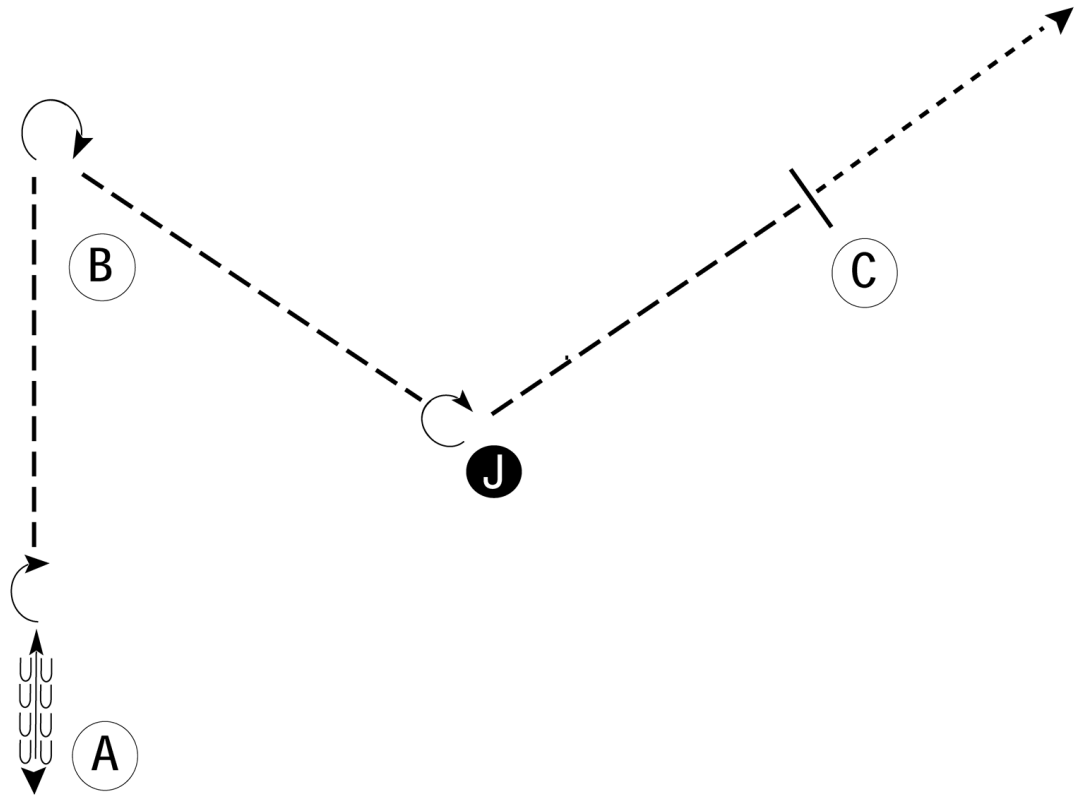
2019 WTQHA SUMMER CIRCUIT

Showmanship (Yth, Select & Ama)

Show Date: July 26-27 (Go 1)

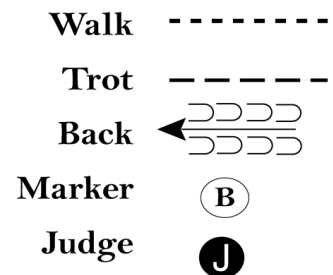
w w w . H o r s e S h o w P a t t e r n s . c o m

w w w . H o r s e S h o w P a t t e r n s . c o m



Be ready at A facing away from B.

1. Back one horse length from A.
2. Turn 180 degrees and trot past B.
3. Stop past B, turn 135 degrees and trot to judge.
4. Stop and set up for inspection.
5. When dismissed, do a 3/4 turn and trot to C.
6. Stop at C. When dismissed, walk straight away from C to exit.



[S/2-24]

Pattern Provided by:
Show Management

